


Name: _____

TANGY TUESDAY™

PACK	LEVEL	WEEK
------	-------	------

1	D	2
---	---	---

Step-by-step examples at tangmath.com/puzzles



TANGY TUESDAY

Pack 1

DigiCross · Snake · NumTanga · Kakooma · Equato

Name: _____


DIGICROSS

Step-by-step examples at tangmath.com/puzzles

TANGY TUESDAY™

PACK	LEVEL	WEEK
1	D	2

Complete the crossword by filling in a word that fits each clue.



ACROSS

- 7,600 is closest to ___ thousand
- $4,990 + 2,010 = 7,000$
- 35 is ___ times as much as 5
- .01 = one ___
- 81 is a multiple of ___

DOWN

- $4 \text{ eighths} + 2 \text{ eighths} = \text{___ eighths}$
- $39 \div 6$ has remainder ___
- $9 \times 112 = 900 + \text{___} + 18$
- $64 \div 4$
- $3/7$ is ___ than $4/5$

Name: _____

SNAKE

Step-by-step examples at tangmath.com/puzzles

TANGY TUESDAY™		
PACK	LEVEL	WEEK
1	D	2

Fill each empty box, in order, combining the numbers from the previous 2 boxes.

2	$\times 2$			$\div 2$		$\times 3$	
		$+5$		-4			$+14$
	$\div 3$					$\div 5$	
$\times 4$				$\times 2$		$\times 2$	
	$+4$		$\div 4$			$+2$	10

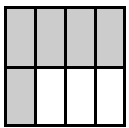
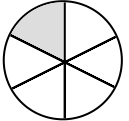


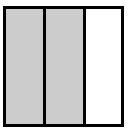
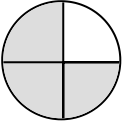


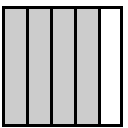
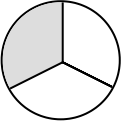









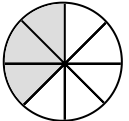



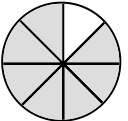


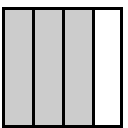
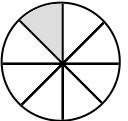








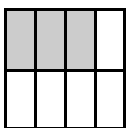
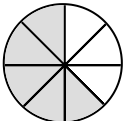



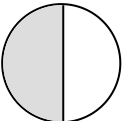


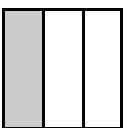
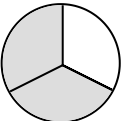








2	$\times 5$		-4		$\div 2$		$\times 4$	
								-4
	$\div 2$		-6		$\times 3$		$\div 2$	
$\times 2$								
	-2		$\div 2$		$\times 5$		$+2$	12

Name: _____

NUMTANGA

Step-by-step examples at tangmath.com/puzzles

In each empty box, write the matching value between adjacent cards.

<table border="1" style="width: 100%; border-collapse: collapse;"> <tr> <td style="text-align: center;">$\frac{2}{3}$</td> <td style="text-align: center;"></td> </tr> <tr> <td style="text-align: center;"></td> <td style="text-align: center;">one fourth</td> </tr> </table>	$\frac{2}{3}$			one fourth	□	<table border="1" style="width: 100%; border-collapse: collapse;"> <tr> <td style="text-align: center;">$\frac{7}{8}$</td> <td style="text-align: center;"></td> </tr> <tr> <td style="text-align: center;"></td> <td style="text-align: center;">four fifths</td> </tr> </table>	$\frac{7}{8}$			four fifths	□	<table border="1" style="width: 100%; border-collapse: collapse;"> <tr> <td style="text-align: center;">$\frac{1}{5}$</td> <td style="text-align: center;"></td> </tr> <tr> <td style="text-align: center;"></td> <td style="text-align: center;">five eighths</td> </tr> </table>	$\frac{1}{5}$			five eighths
$\frac{2}{3}$																
	one fourth															
$\frac{7}{8}$																
	four fifths															
$\frac{1}{5}$																
	five eighths															
□		□		□												
<table border="1" style="width: 100%; border-collapse: collapse;"> <tr> <td style="text-align: center;">$\frac{3}{4}$</td> <td style="text-align: center;"></td> </tr> <tr> <td style="text-align: center;"></td> <td style="text-align: center;">one third</td> </tr> </table>	$\frac{3}{4}$			one third	□	<table border="1" style="width: 100%; border-collapse: collapse;"> <tr> <td style="text-align: center;">$\frac{1}{3}$</td> <td style="text-align: center;"></td> </tr> <tr> <td style="text-align: center;"></td> <td style="text-align: center;">five sixths</td> </tr> </table>	$\frac{1}{3}$			five sixths	□	<table border="1" style="width: 100%; border-collapse: collapse;"> <tr> <td style="text-align: center;">$\frac{1}{4}$</td> <td style="text-align: center;"></td> </tr> <tr> <td style="text-align: center;"></td> <td style="text-align: center;">one fifth</td> </tr> </table>	$\frac{1}{4}$			one fifth
$\frac{3}{4}$																
	one third															
$\frac{1}{3}$																
	five sixths															
$\frac{1}{4}$																
	one fifth															
□		□		□												
<table border="1" style="width: 100%; border-collapse: collapse;"> <tr> <td style="text-align: center;">$\frac{1}{8}$</td> <td style="text-align: center;"></td> </tr> <tr> <td style="text-align: center;"></td> <td style="text-align: center;">seven eighths</td> </tr> </table>	$\frac{1}{8}$			seven eighths	□	<table border="1" style="width: 100%; border-collapse: collapse;"> <tr> <td style="text-align: center;">$\frac{5}{8}$</td> <td style="text-align: center;"></td> </tr> <tr> <td style="text-align: center;"></td> <td style="text-align: center;">three fourths</td> </tr> </table>	$\frac{5}{8}$			three fourths	□	<table border="1" style="width: 100%; border-collapse: collapse;"> <tr> <td style="text-align: center;">$\frac{1}{2}$</td> <td style="text-align: center;"></td> </tr> <tr> <td style="text-align: center;"></td> <td style="text-align: center;">one eighth</td> </tr> </table>	$\frac{1}{2}$			one eighth
$\frac{1}{8}$																
	seven eighths															
$\frac{5}{8}$																
	three fourths															
$\frac{1}{2}$																
	one eighth															

Name: _____

TANGY TUESDAY™

KAKOOMA

PACK	LEVEL	WEEK
1	D	2

Step-by-step examples at tangmath.com/puzzles

In each group, circle the one number that is the product of two other numbers.
Write the circled numbers in the final puzzle and solve.

40		8		56		72					
4	×	60	40	×	10						
36		9		3		30					
56		21				14		6			
8	×	32					56	×	8		
7		30						24		3	
6		54		28		72					
35	×	60	9	×	36						
36		10		32		8					

Final Puzzle

	+		

Final Answer

Name: _____

TANGY TUESDAY™

EQUATO

Step-by-step examples at tangmath.com/puzzles

PACK	LEVEL	WEEK
1	D	2

Use each number once to complete the equations. Read equations left to right and top to bottom.

NUMBER BANK

1 2 3 4 5 6 7 8

4	+		-		=	
=		+		-		-
9	-	5	=		-	2
+		-		×		+
	×	3	+	1	=	
-		=		=		=
6	=	9	+		-	